



## Release Note

Software Version: 2.14.0.28

Models: W610W

Date: 2024.4.30



# Content

---

- Content** ..... 2
- 1 Revise History** ..... 3
- 2 Release 2.14.0.28** ..... 4
  - 2.1 New Features ..... 4
  - 2.2 Optimizations ..... 4
  - 2.3 Bug Fix ..... 4
  - 2.4 New Feature Description ..... 5

## 1 Revise History

---

No.	Version	Release Time
1	2.14.0.28	2024.4.30

## 2 Release 2.14.0.28

---

<b>Models</b>	<b>Software Version</b>	<b>Comment</b>
W610W	2.14.0.28	

### 2.1 New Features

1. Add the function of sharing WiFi;
2. Add A.I Noise Reduction Technology and Acoustic Enclosure;
3. Add Arabic language displaying;
4. Add a configuration item for low battery tone.

### 2.2 Optimizations

1. The device can be woken up by Push XML message when sleeping;
2. Block the function of pressing and holding the OK button when idle to factory reset, in order to avoid misoperation;
3. The left and right navigation keys of the dialing status can be used to switch between lines;
4. Optimize the stability of hotspot connection during hibernation.

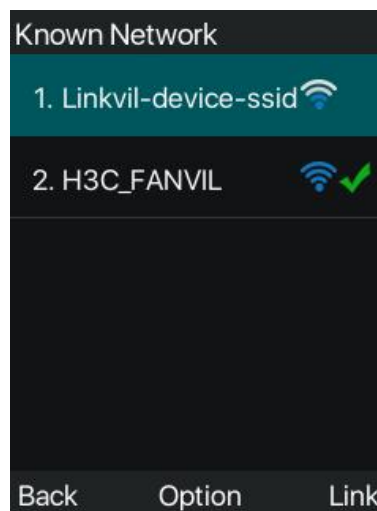
### 2.3 Bug Fix

1. Fix the problem of missing configuration in specific cases;
2. Fix the problem that the phone frequently sends registration messages;
3. Fix the problem that the phone could not receive incoming calls occasionally during hibernation;
4. Fix the problem of garbled characters when LCD displays Japanese;
5. Fix the one-way audio issue during the call under a specific server.

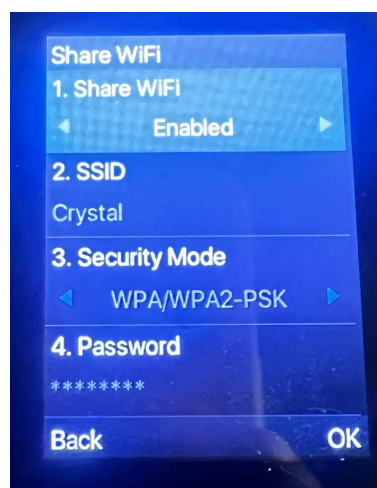
## 2.4 New Feature Description

### 1. Add the function of sharing WiFi;

Description: 1) The device has a built-in WiFi with a fixed SSID and password, and when there is an AP with the same configuration in the environment, the phone can automatically connect to this AP after powering on to obtain a WiFi IP.

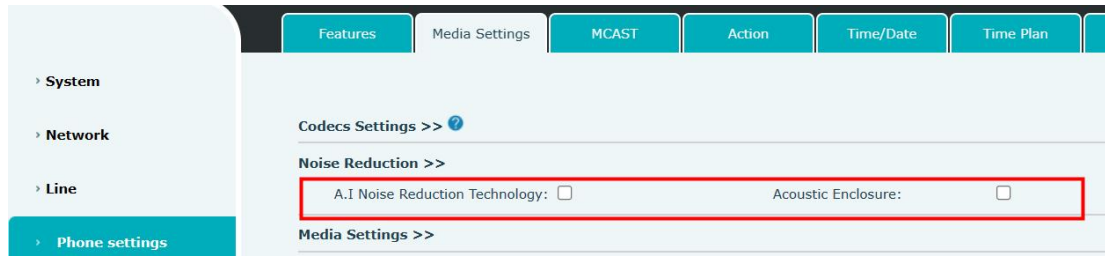


2) After the user connects to an AP, the user can enter [Menu] > [Advanced Settings] > [Share WiFi] on the device, turn on the WiFi sharing function, fill in the SSID, security mode, and password of the AP, and other devices that do not have any known network except the fixed SSID can automatically obtain this WiFi to realize the WiFi sharing function.



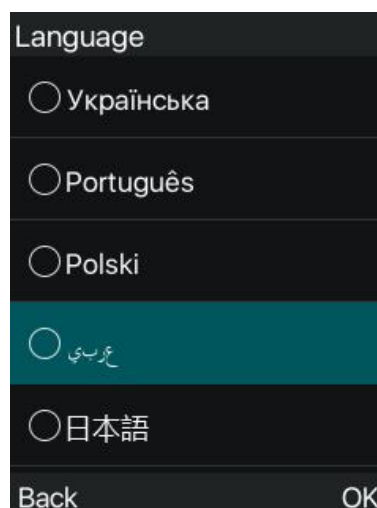
## 2. Add A.I Noise Reduction Technology and Acoustic Enclosure;

Description: Users can enable the **A.I Noise Reduction Technology** or **Acoustic Enclosure** from the device's web page> [Phone Settings]> [Media Settings] > [Noise Reduction].



## 3. Add Arabic language displaying;

Description: Users can import the configuration "Default Language:ar" through the web page, or select Arabic through the LCD > [Menu]> [Settings] > [Language] to change the language displayed on the device screen to Arabic.



## 4. Add a configuration item for low battery tone.

Description: User can set whether to turn on the low battery tone through the [Phone Settings] > [Features] > [Tone Settings] on the web page, or turn on the low battery tone by importing the configuration "Low Battery Tone:1".

When the low battery tone is turned off, only the indicator light and pop-up

prompt will be shown when the battery is low. When the low battery tone is turned on and the battery is low, the indicator light and pop-up prompt will be displayed and the phone will play the low battery tone.

