



W611W

Release Note

Software Version: 2.14.2.22

Models: W611W

Date: 2024.9.16



Content

Content	2
1 Revise History	3
2 Release 2.14.2.22	4
2.1 Optimizations	4
2.2 Bug Fix	4
3 Release 2.14.2.19	5
3.1 New Features	5
3.2 Optimizations	5
3.3 Bug Fix	6
3.4 New Feature Description	6
4 Release 2.14.0.23	10
4.1 New Features	10
4.2 Optimizations	10
4.3 Bug Fix	10
4.4 New Feature Description	11

1 Revise History

No.	Version	Release Time
1	2.14.2.19	2024.8.9
2	2.14.2.22	2024.9.16

2 Release 2.14.2.22

Models	Software Version	Comment
W611W	2.14.2.22	Starting from version 2.14.2.2, it is compatible with hardware V2.0.

2.1 Optimizations

1. Optimized the speed of obtaining account information from the FDMS;
2. Improved standby time duration.

2.2 Bug Fix

1. Fixed the issue where the device occasionally failed to wake up on incoming calls in IPV6 mode;
2. Fixed the issue where the LCD could not access the LDAP phone book;
3. Fixed the issue where sharing Wi-Fi failed when the SSID contained spaces.

3 Release 2.14.2.19

Models	Software Version	Comment
W611W	2.14.2.19	Starting from version 2.14.2.2, it is compatible with hardware V2.0.

3.1 New Features

1. Add Chinese input method;
2. Add new Dsskey Pages option in the transfer interface;
3. Add factory reset captcha in standby mode;
4. Support for upgrading wallpapers in multiple formats;
5. Support for sharing EAP-PEAP type Wi-Fi;
6. Support for fuzzy case query in Russian;
7. Prioritization of Russian input method when Russian is set;
8. Support for PTT key synchronization with multicast listening settings;
9. Support for roaming trigger and roaming scanning period settings.

3.2 Optimizations

1. Optimize UI display when returning to the standby interface from the secondary menu with one click on the red hang-up button;
2. Improve multilingual translation;
3. Improve prompts on the standby interface when there is no network or no registered account;
4. Enhance the security of logs;
5. Improve prompt information for the phone web page;
6. Improve Wi-Fi reconnection speed after booting;
7. Optimize Wi-Fi band scanning processing.

Fanvil Technology Co., Ltd

Add: 10F, Block A, Dualshine Global Science Innovation Center, Honglang North 2nd Road, Bao'An District, Shenzhen, China
Tel: +86-755-2640-2199 Fax: +86-755-2640-2618 Email: support@fanvil.com www.fanvil.com

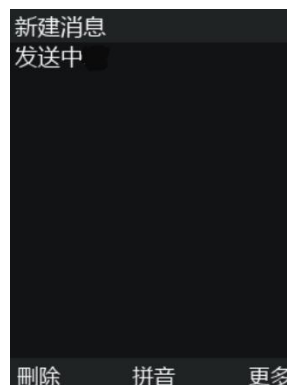
3.3 Bug Fix

1. Fix the issue of abnormal LCD language display when the language configuration is empty;
2. Fix the issue of occasional white screen;
3. Fix the issue of not being able to scan Wi-Fi under certain conditions.

3.4 New Feature Description

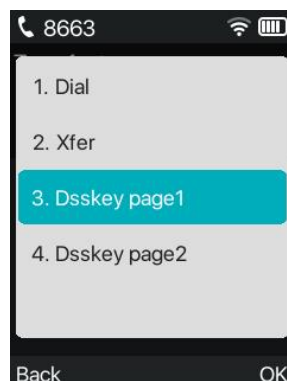
1. Add Chinese Input Method;

Feature Description: When the LCD language is set to Simplified Chinese or Traditional Chinese, the device supports Chinese input methods.



2. New Dsskey Page Option in Transfer Interface;

Feature Description: To facilitate users to quickly enter contact numbers during transfers, two options "Dsskey Page 1" and "Dsskey Page 2" are added by default in the transfer interface.



3. Add Factory Reset Captcha in Standby Mode;

Feature Description: To prevent accidental activation, after pressing the OK

Fanvil Technology Co., Ltd

key for seven seconds in standby mode, a "Factory Reset Captcha" will be displayed. Users can restore the device to factory settings by correctly entering the three-digit number shown on the screen.



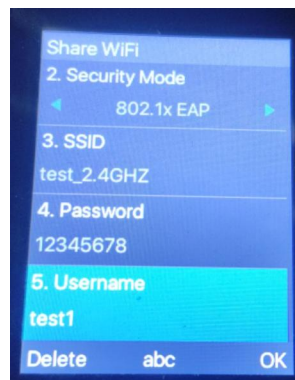
4. Support for Upgrading Wallpapers in Multiple Formats;

Feature Description: Supports upgrading wallpapers in various formats through the web page, including JPG, PNG, and BMP.



5. Support for Sharing EAP-PEAP Type Wi-Fi;

Feature Description: Users can select "802.1x EAP" when setting up shared Wi-Fi information. After setting the correct network name, username, and password, the device can share EAP-PEAP type Wi-Fi.



6. Support for Fuzzy Case Query in Russian;

Feature Description: When the device's LCD language is set to Russian, it supports fuzzy case query when searching for contacts.

7. Priority Display of Russian Input Method in Russian Language Setting;

Feature Description: When the device's LCD language is set to Russian, the Russian character input method is displayed by priority.

8. Support for PTT Key Synchronization with Multicast Listening Channel Settings;

Feature Description: An additional configuration "Phone Settings" > "Multicast" > "PTT Multicast Standby Synchronization" has been added.

Once this configuration is enabled, the current multicast listening configuration will be synchronized to the PTT key settings.

When there is no multicast listening setting on the web page, the left and right keys on the standby interface maintain the original dsskey function configured. When there is one MCAST listening settings, it will be synchronized to the PTT configuration and displayed on the standby interface. By pressing the PTT key, the multicast of the corresponding channel can be initiated. When there are multiple listening settings, the channel for initiating the multicast can be selected by pressing the left and right keys.

9. Support for Roaming Trigger and Roaming Scan Period;

Feature Description: Add configuration items "Network" > "Wi-Fi Settings" > "Roaming Trigger", "Roaming Scan Period" and "Full Roam Scan Period" with the functions as described in the table.

Parameter	Description
Roaming Trigger	The device begins roaming scanning when the signal strength reaches this value.

Parameter	Description
Roaming Scan Period	The period for scanning available APs on the current channel during roaming.
Full Roam Scan Period	The period for scanning available APs using all channels during roaming.

4 Release 2.14.0.23

Models	Software Version	Comment
W611W	2.14.0.23	

4.1 New Features

1. Add the function of sharing WiFi;
2. Add A.I Noise Reduction Technology and Acoustic Enclosure;
3. Add Arabic language displaying;
4. Add a configuration item for low battery tone.

4.2 Optimizations

1. The device can be woken up by Push XML message when sleeping;
2. Block the function of pressing and holding the OK button when idle to factory reset, in order to avoid misoperation;
3. The left and right navigation keys of the dialing status can be used to switch between lines;
4. Optimize the stability of hotspot connection during hibernation.

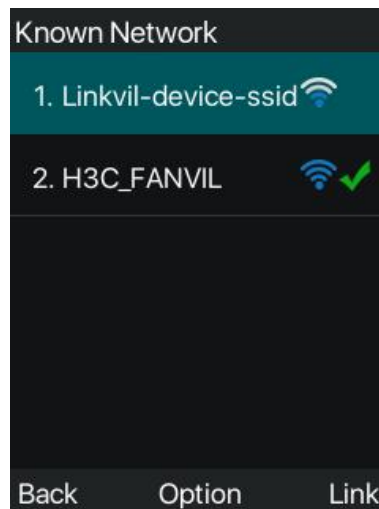
4.3 Bug Fix

1. Fix the problem of missing configuration in specific cases;
2. Fix the problem that the phone frequently sends registration messages;
3. Fix the problem that the phone could not receive incoming calls occasionally during hibernation;
4. Fix the problem of garbled characters when LCD displays Japanese;
5. Fix the one-way audio issue during the call under a specific server.

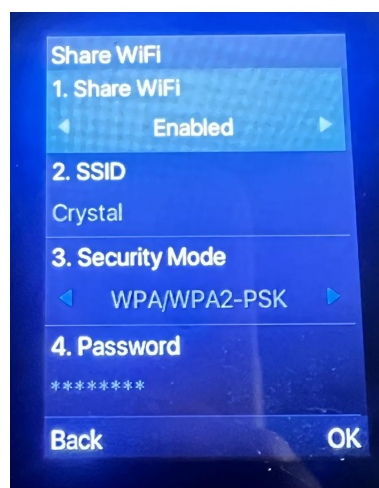
4.4 New Feature Description

1. Add the function of sharing WiFi;

Description: 1) The device has a built-in WiFi with a fixed SSID and password, and when there is an AP with the same configuration in the environment, the phone can automatically connect to this AP after powering on to obtain a WiFi IP.

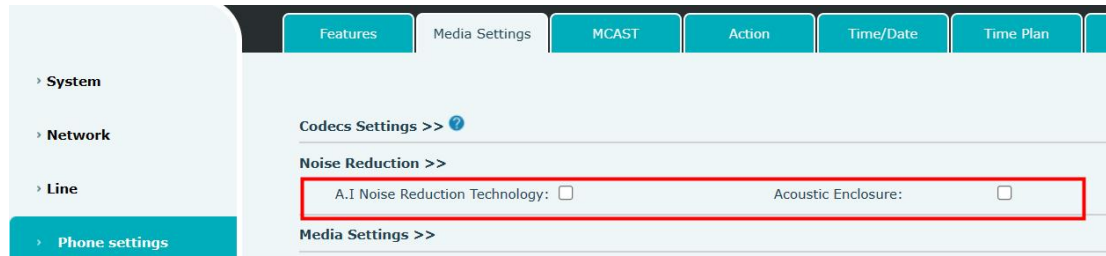


2) After the user connects to an AP, the user can enter [Menu] > [Advanced Settings] > [Share WiFi] on the device, turn on the WiFi sharing function, fill in the SSID, security mode, and password of the AP, and other devices that do not have any known network except the fixed SSID can automatically obtain this WiFi to realize the WiFi sharing function.



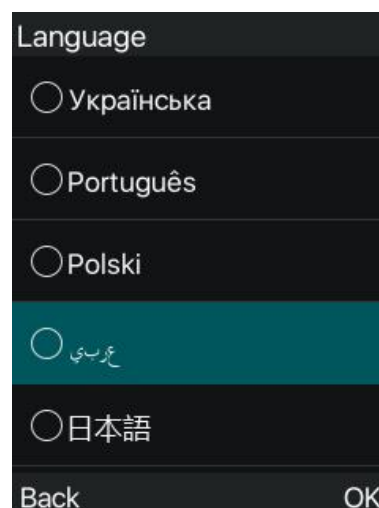
2. Add A.I Noise Reduction Technology and Acoustic Enclosure;

Description: Users can enable the **A.I Noise Reduction Technology** or **Acoustic Enclosure** from the device's web page> [Phone Settings]> [Media Settings] > [Noise Reduction].



3. Add Arabic language displaying;

Description: Users can import the configuration "Default Language:ar" through the web page, or select Arabic through the LCD > [Menu]> [Settings] > [Language] to change the language displayed on the device screen to Arabic.



4. Add a configuration item for low battery tone.

Description: User can set whether to turn on the low battery tone through the [Phone Settings] > [Features] > [Tone Settings] on the web page, or turn on the low battery tone by importing the configuration "Low Battery Tone:1".

When the low battery tone is turned off, only the indicator light and pop-up

prompt will be shown when the battery is low. When the low battery tone is turned on and the battery is low, the indicator light and pop-up prompt will be displayed and the phone will play the low battery tone.

