



Release Note

Software Version: 2.12.48.12.3

Models: i10S/i10SD/i10SV/i16S/i16SV/PA3/PA2S/i6x/FH-S01

Date: 2024.12.2

Content

Content	2
1 Revise History	4
2 Release 2.12.48.12.3	5
2.1 New Features	5
2.2 Optimization	5
2.3 Bug Fix	5
3 Release 2.12.44.8.4	6
3.1 Bug Fix	6
3.2 Optimization	6
4 Release 2.12.44.6	7
4.1 New Features	7
4.2 Optimization	7
4.3 Bug Fix	8
4.4 New Functions Description	9
5 Release 2.12.19.9	12
5.1 Optimization	12
5.2 Bug Fix	12
6 Release 2.12.19	13
6.1 New Features	13
6.2 Optimization	13
6.3 Bug Fix	13
6.4 New Functions Description	14
6.5 Optimization Functions Description	14
7 Release 2.12.10	16
7.1 New Features	16
7.2 Optimization	16
7.3 New Functions Description	16
7.4 Optimization Functions Description	18
8 Release 2.12.2	19
8.1 New Features	19
8.2 Optimization	20
8.3 Bug Fix	21
8.4 New Functions Description	21

8.5 Optimization Functions Description	24
9 Release 2.4.8	26
9.1 Optimization	26
9.2 Bug Fix	26
10 Release 2.4.4	28
10.1 New Features	28
10.2 Optimization	28
10.3 Bug Fix	29
10.4 New Functions Description	29

1 Revise History

No.	Version	Release Time
1	2.4.4	2021.5.25
2	2.4.8	2022.8.2
3	2.12.2	2022.9.21
4	2.12.10	2023.1.11
5	2.12.19	2023.3.10
6	2.12.19.9	2023.4.21
7	2.12.44.6	2023.9.15
8	2.12.44.8.4	2024.2.4
9	2.12.48.12.3	2024.12.2

2 Release 2.12.48.12.3

Models	Software Version	Comment
i61/i62/i63/i64	2.12.48.12.3	

2.1 New Features

1. Compatible with FCMS, allowing management settings via FCMS to reduce user operations. Works with the Fanvil Link app for remote door opening and monitoring, enhancing user experience.
2. Supports simultaneous calling to multiple numbers, with up to four live previews of access control video during incoming calls.
3. Enables diagnostics through FDMCS to retrieve device information.
4. Features automatic discovery to identify and configure indoor units on the local network.
5. Supports HTTP API for reporting door opening logs.

2.2 Optimization

1. Enhanced HTTP preview function, supporting up to five simultaneous previews.
2. Improved methods for adding card and password lists.
3. Upgraded features for automatic deployment.
4. Supports one-click export of debug information via the web.

2.3 Bug Fix

1. Fixed issues related to video and monitoring on door phone devices.
2. Resolved stability issues with the devices.
3. Corrected the missing call forwarding numbers in password list exports.

3 Release 2.12.44.8.4

Models	Software Version	Comment
i61/i62/i63/i64	2.12.44.8.4	

3.1 Bug Fix

1. Fix the problem that you cannot log in to the device web page in some cases.
2. Fix the problem that the password is not deleted synchronously on the device after the password is deleted using FDMCS.

3.2 Optimization

1. Compatible with hardware version A and hardware version B

4 Release 2.12.44.6

Models	Software Version	Comment
i10S/ i10SD/i10SV/ i16S/i16SV/PA3	2.12.19.9	
i61/i62/i63/i64	2.12.19.9	

4.1 New Features

1. Support the function of calling multiple numbers at the same time
2. PA2S supports noise alarm settings.
3. Supports configuring the type of server accessed via web page
4. Support control of card reader indicator (i6X only)

4.2 Optimization

1. Support with the intercom broadcasting APP for timed broadcasting, real-time broadcasting and shouting and other functions
2. PA2S supports the function of playing specified audio when a specific number is on the line.
3. Support to set Relay through ONVIF management tool.
4. Supports updating the list of allowed incoming calls, restricted incoming calls and restricted outgoing calls through automatic deployment.
5. Add RTP detection function, if it can't detect the RTP of the other end for a period of time, it will hang up the call automatically.
6. Support uploading .ovpn certificate file.
7. Add missing NC configuration items.

4.3 Bug Fix

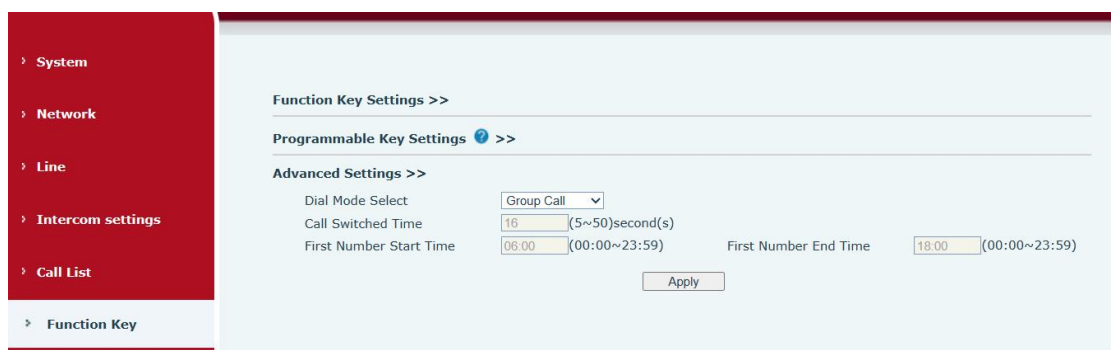
1. Fixed the issue where the device becomes abnormal during multiple video calls during multi-channel video preview.
2. After enabling ONVIF and event reporting on the Restore device, the device becomes abnormal after being used for a period of time.
3. After using ONVIF video preview for a period of time, keys and swipes become unresponsive (i6X only)
4. Fix the problem of slow video loading when using NVR video preview
5. Fixed the problem of slow key response when the device performs NVR preview for a long time (i6X only)
6. Fix the problem that after the device has been used for a period of time, the door lock does not close normally when the card or password is swiped to open the door (i6X only)
7. Fixed the problem of occasional exceptions after device upgrade.
8. Fixed the problem that when the door opening mode is double door, the DTMF trigger can only open the door but cannot close the door (i6X only)
9. Fix the problem that timeout dialing does not take effect after setting dialing rules on the device (i64 only)
10. Fix the small problem of hands-free sound in i10S calls
11. Fixed the problem that after the device is set with the PTT function, the call cannot be automatically hung up after the button is released.
12. Fixed the problem of the device being disconnected after being used for a period of time after being registered to some SIP servers.
13. Fix the problem of blurry screen display between device and webrtc video call
14. Fixed the problem of inserting a call during multicast and the multicast is not restored after the call is hung up.

15. Fixed the problem that the setting port is not used when the input port is triggered to send short messages.
16. Fixed the problem of inaccurate response results during device self-test
17. Fixed the issue where the negotiated maximum power is incorrect when the device is connected to a Cisco switch.
18. Fixed the issue where the device does not output ringback tone from line out or spk according to the set call status during a call.
19. Fixed the problem of abnormal sound coming from the speaker when the device starts intercom

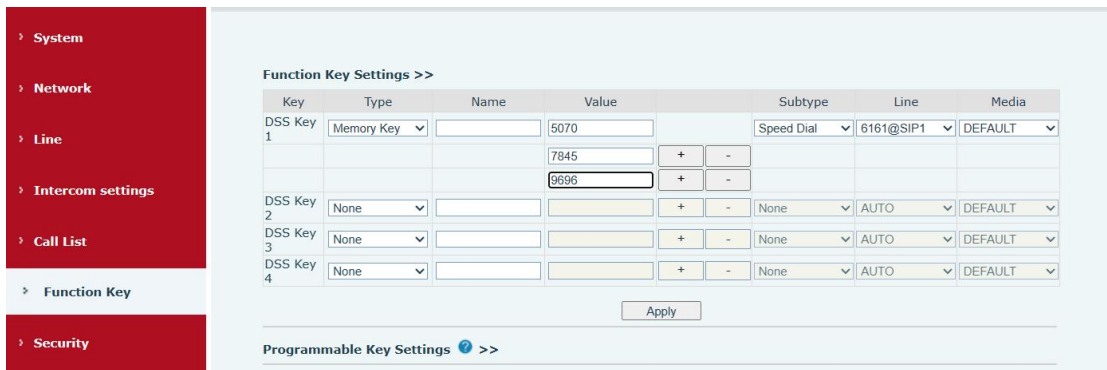
4.4 New Functions Description

1. Supports calling multiple numbers at the same time

- (1) Function Key>>Advanced Settings>>Dial Mode Select , select "Group Call".



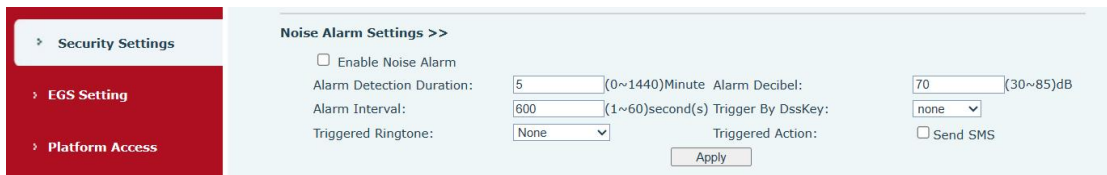
- (2) Set DSSKey1, type as "Memory Key", subtype as "Speed Dial", add multiple IP addresses or numbers, and click Submit.
- (3) Press the Function Key, then it will call out all the numbers at the same time; when one number answers, it will hang up the other numbers automatically.



2. PA2S supports noise alarm settings

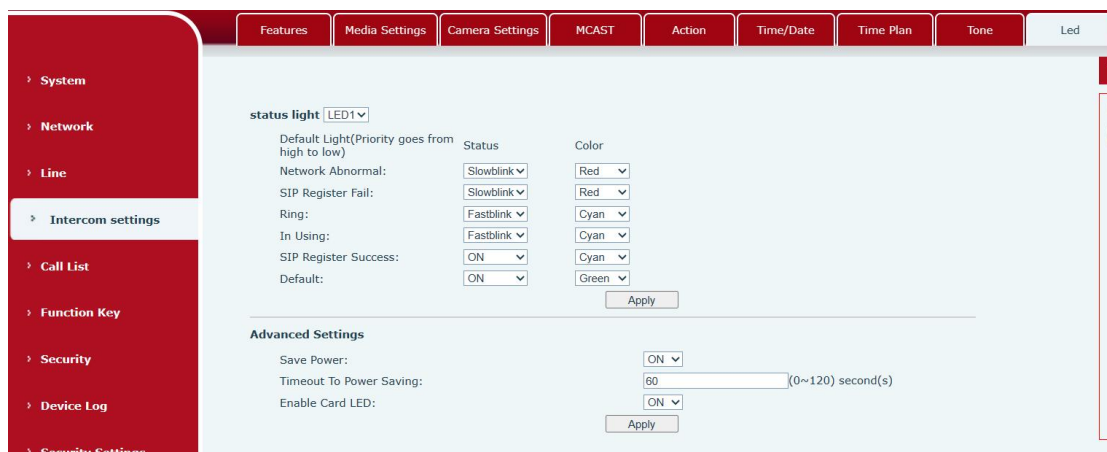
Function description: When the device continuously detects sound reaching the set decibel, the device will sound an alarm.

In Security Settings>>Noise Alarm Settings, you can turn on the noise alarm and set configuration items such as detection time, alarm interval, and alarm decibels.



3. Support control of card reader indicator light

In Intercom Settings>>LED>>Advanced Settings, you can control the card reader indicator to turn on. When configured to be off, it will only light up when a card is swiped; when configured to be on, the card reader indicator light will always be on.



4. PA2S supports playing specified audio when calling a specific number

In Line >> Action Plan, set the action to "Play Audio", fill in the peer number, direction to "Outgoing Calls", type to "Connected", select the audio file to be played and the number of plays, and submit. At this time, the device dials the peer number, and after the peer is connected, it can automatically play the specified audio.

Action Plan Add	
Action:	Play Audio
Number:	192.168.0.110
Direction:	Outgoing Call
Audio File:	<input checked="" type="checkbox"/>
Type:	Connected
Line:	AUTO
Play Times:	1

5 Release 2.12.19.9

Models	Software Version	Comment
i10S/ i10SD/i10SV/ i16S/i16SV/PA3	2.12.19.9	
i61/i62/i63/i64	2.12.19.9	

5.1 Optimization

1. Improve the issue of the access control device not functioning properly for card swiping after a period of time.
2. Enhance support for configuring relay-related parameters through ONVIF management tools.
3. Improve support for displaying up to three video streams, including preview and video calls.

5.2 Bug Fix

1. Fix the issue where dialing does not time out after setting the dialing rules for input numbers.
2. Resolve issues related to the device's web page display.

6 Release 2.12.19

Models	Software Version	Comment
i10S/ i10SD/i10SV/ i16S/i16SV/PA3	2.12.19	
i61/i62/i63/i64	2.12.19	

6.1 New Features

1. Add door opening trigger capture function
2. Support FNRP function. When the device registration is dropped, you can also make normal calls

6.2 Optimization

1. Improve the swipe card after a period of time the device can not normally swipe the card to open the door (only access control equipment)
2. When the device does not get the IP, it can still be scanned by the device management tool
3. FH-S01 ceiling speaker adds IP announcement function
4. Improve the web page of FH-S01 ceiling speaker
5. Improve long-press button support to enable DND function

6.3 Bug Fix

1. Fix the abnormal equipment problem caused by multiple video previews
2. Fix the problem that the video preview becomes purple or blue in some cases
3. Fix the problem of setting fixed length dialing and not calling out immediately after setting dialing rules

6.4 New Functions Description

1. Add door opening trigger capture function

Function description:

Open the door by webpage, swiping card, password and other door opening methods to trigger the door capture, and the captured pictures will be uploaded to the configured server.

Setting method:

- (1) In Intercom>>Camera Settings, configure the Snapshot Trigger Mode, Server Url, username and password.

Snapshot

Snapshot Trigger Mode:

Snapshot By Relay: Relay1 Relay2

Snapshot By Input: Input1 Input2 Input3

Snapshot By State: Talking Ringing Calling

Snapshot By Motion Detection:

Snapshot Save:

Server Url:

Username: Password:

[Right Click here to Save Camera Photo](#)

- (2) After the setting is completed, the door is opened by webpage, card, password and other door opening methods to trigger the door capture, and the captured pictures will be uploaded to the configured server.

6.5 Optimization Functions Description

1. Improve long-press button support to enable DND function

Function description: In the webpage settings, Function key >> programmable keys >> Desktop Long Pressed, select Do Not Disturb

Key	Desktop	Dialer	Ringing	Talking	Desktop Long Pressed
Key1	Dsskey1	Dsskey1	Answer	End	Do-not-disturb
Key2	Dsskey2	Dsskey2	Answer	End	Do-not-disturb

Long press the button to turn on DND in standby, the button light flashes; long press it again to turn off DND

7 Release 2.12.10

Models	Software Version	Comment
i10S/ i10SD/i10SV/ i16S/i16SV/PA3	2.12.10	
i61/i62/i63/i64	2.12.10	

7.1 New Features

1. Add Audio Delay Playback feature
2. Support custom setting of HTTP API password and user name

7.2 Optimization

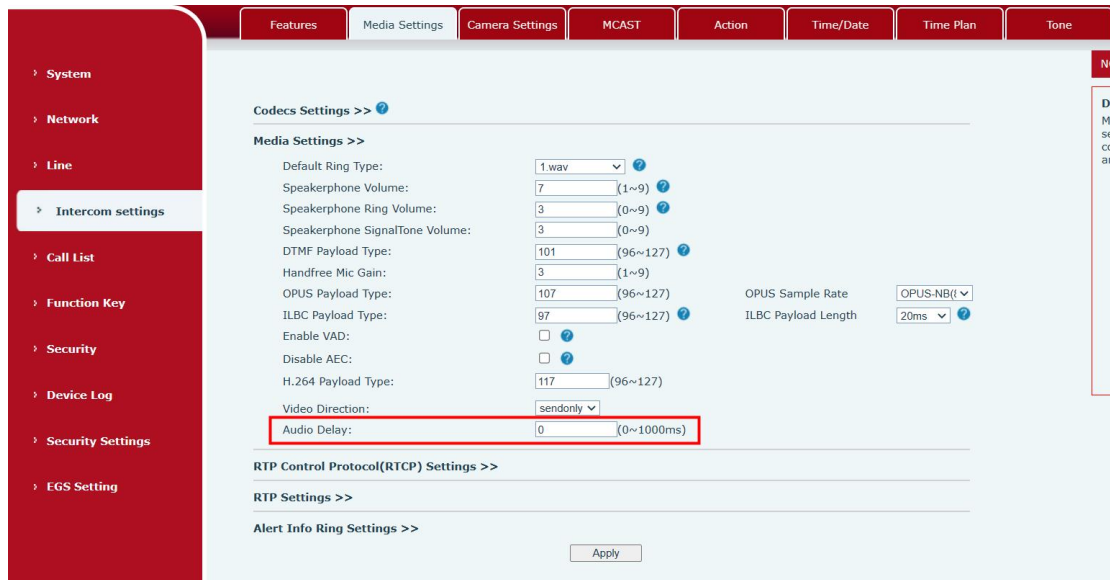
1. Add a transfer number to the password list. When the phone number can not get through, call the transfer number (only for Door Phone products)
2. Expand the total number of speed-dial button setting numbers to 8
3. When the device is set to static IP and is not connected to the network, the corresponding IP can still be announced

7.3 New Functions Description

1. Add Audio Delay Playback Feature

Function description: Add configuration to control the sound delay playback on the device to solve the problem of multiple PAs playing out of sync in the same space. Set the delay time in the voice setting, and users can adjust the delay time of device playback according to the actual situation.

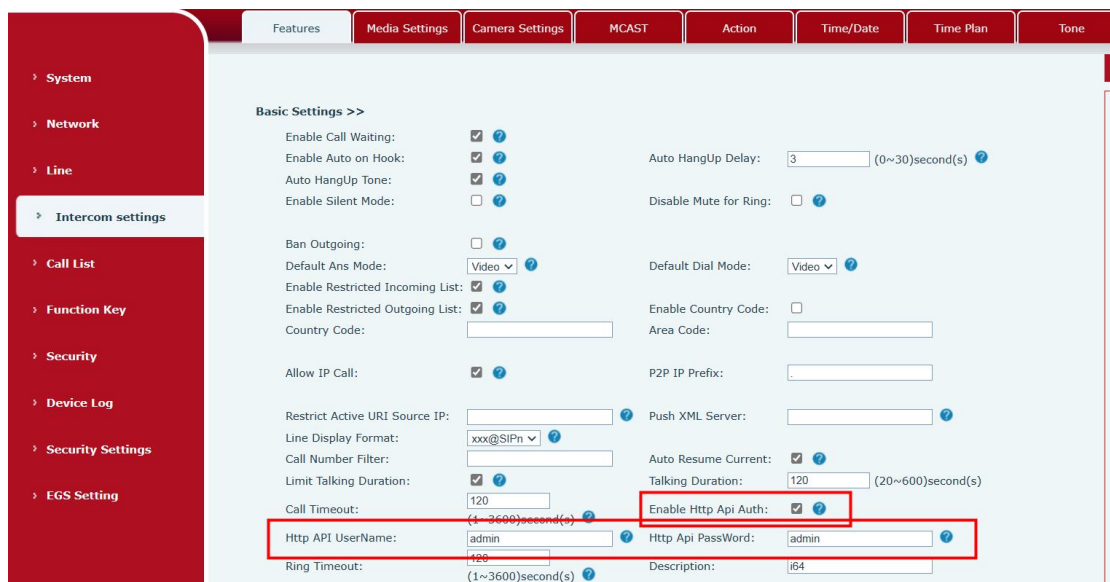
Setting method: On the website: [Intercom Settings] >> [Media Settings], set the Audio delay time.



2. Support custom setting of HTTP API password and user name

Function description: The device supports setting custom HTTP API usernames and passwords to increase the security level of the device.

Setting method: On the website [Intercom Settings] >> [Features], Set the "HTTP API user name" and "HTTP API password" configuration. The default user name and password are used for authentication, if the user has a custom user name and password, use the custom one for authentication, the default user name and password are admin, admin



7.4 Optimization Functions Description

1. Add a transfer number to the password list. When the phone number can not get through, call the transfer number

Function description: Enables location speed dialing to call a set number and, in the absence of a response, to call the set forwarding number

Setting method: On the web side, enter the [EGS Settings] >> [Password]>> [Add Password Rule]. Select the Add Password Rule module and fill in the number and the call forwarding number at the number.

The screenshot shows the 'Add Password Rule' configuration page in the Fanvil web interface. The page is divided into several sections:

- Import Password List:** Includes a 'Choose file:' field, a 'Select' button, and an 'Update' button.
- Add Password Rule:** Contains various configuration options:
 - Type: Local
 - Relay: Relay1 Relay2
 - Mode: Enable
 - Times: [Empty field]
 - Name: [Empty field]
 - Password: [Empty field]
 - Number: [Empty field]
 - Location: [Empty field]
 - CallForward: [Empty field, highlighted with a red box]
- Period:** Includes 'All Schedules' and 'Enable Schedules' sections with arrows for navigation.
- Buttons:** 'Add' and 'Modify' buttons are located at the bottom of the configuration section.
- Password List:** A table header is visible at the bottom, including columns for Index, Name, Type, Password, Relay, Mode, Number, Location, CallForward, Times, Period, Source, and Issuing Date. The total count is 3.

8 Release 2.12.2

Models	Software Version	Comment
i10S/ i10SD/i10SV/ i16S/i16SV/PA3	2.12.2	
i61/i62/i63/i64	2.12.2	
PA2S	2.12.11	

8.1 New Features

1. Add the function of automatic hanging up after the intercom opens the door
2. Support the function of multicast local music through key
3. Add the function of regular multicast music
4. Local broadcast supports line out output (PA3)
5. The web page supports exporting captured pictures (only for Door Phone products)
6. Add location speed dialing function (only for Door Phone products)
7. Support the function of adding and deleting card search and password list through HTTP API (only for Door Phone products)
8. The web page supports displaying USB and TF card information
9. The function key supports setting multiple numbers and supports the sequential call function
10. Support 802.1x function
11. Support the configuration of DHCP host name
12. Add OpenVPN to support TLS-auth key
13. Support equipment Echo Test function
14. Support the function of sending offline broadcast through SIP message

15. Add guest user to support editing time plan
16. Add the function of custom uploading audio files and playing the specified audio files after the call and call play.

8.2 Optimization

1. Improve Multicast, Intercom and SIP calls, which can be inserted into each other
2. When using USB flash disk or SD card to play music, the call interrupts the music playing, and the music playing will resume automatically after the call ends.
3. Improve playing the door opening prompt tone in the call and send it to the opposite end (only for Door Phone products)
4. Turn off the startup prompt tone by default(PA3, PA2S)
5. Improve the webpage to support setting alert tone and busy tone
6. Improve the prompt tone of the remote DTMF trigger output port, and support user-defined settings
7. The device supports dynamic downloading of ringtone files through the URL of alert info
8. When the input port is used as a function key, the behavior in various states can be set
9. Improve the default enabling of dialing by "#" (i64)
10. Improve the ping function, and automatically return and display the results in case of failure
11. Support the device to push the configuration through HTTP API during the call
12. Improve the maximum value of talking duration to 12h
13. Support dynamic addition of function key values
14. Compatible with IPTech View platform

8.3 Bug Fix

1. Fix the problem that audio cannot be sent to the opposite end when line in is used as the called call (PA3)
2. Fix the problem that the voice fails when the device is calling in some environments
3. Fix the problem that the device does not take effect after VLAN is enabled
4. Fix the problem that the device is repeatedly disconnected from L2TP VPN
5. Fix the problem that when playing timed audio via USB flash drive, the file name is Chinese audio and cannot be played
6. Fix the problem that the content played in the first 1s of multicast is incomplete when receiving multicast
7. Fix the problem that the device can't actively hang up the call after the call is interrupted in the middle of the broadcast
8. Fixed the problem that the call was automatically hung up when the PTT function was used and the key was pressed for 5S
9. Fix the problem of invalid volume adjustment in standby mode (PA3)
10. Fix the problem that there is no ring back when the device calls out in some environments
11. Fixed the problem that when connecting an external camera, the ip could not be called occasionally after using it for a period of time (PA2S)

8.4 New Functions Description

1. Add the function of automatic hanging up after the intercom opens the door

Function description: After the device triggers the output port by inputting DTMF, the device can automatically end the current call after the set on hook waiting time.

Trigger By DssKey: Triggered Hangup Hangup Delay

2. Support the function of multicast local music through key

Function description: By pressing the DSS key, you can play or pause local music files in a multicast manner.

Setting method: in the shortcut key setting, select "mcast paging" as the shortcut key type, set the value of 1 as the address of multicast, set the value of 2 as the path of local music file, select "remote only" or "remote&Local" as the media, and set the subtype to the corresponding encoding type to realize the function of local music playback.

"Remote Only" means that only local music is played at the remote end;

"Remote&Local" means that local music files are played at the same time in remote and local areas.

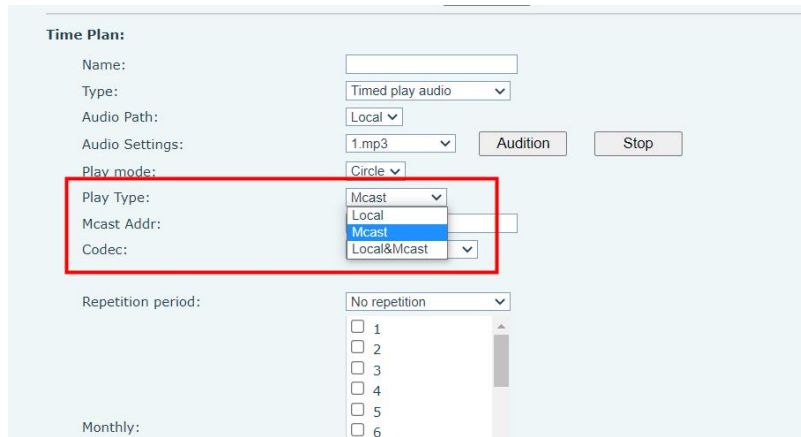
Function Key Settings >>

Key	Type	Name	Value	Subtype	Line	Media
DSS Key 1	MCAST Pagin		239.1.1.1:1378	G.711U	132@SIP1	Remote Only
			\\music\1.mp3			

3. Add the function of regular multicast music

Function description: Within the set timing period, the set audio file can be played in the group domain.

Setting method: Under the setting of scheduled audio playback, you can set the local scheduled playback, multicast scheduled playback, and local and multicast scheduled playback. Among them, when the multicast is selected to play regularly, the corresponding multicast address can be set to realize the multicast function of playing music in different situations; Select local scheduled playback, and the audio will be played automatically at the set scheduled time; Select local and multicast scheduled playback, and the devices on the local and corresponding multicast addresses will automatically play audio within the set timing period.

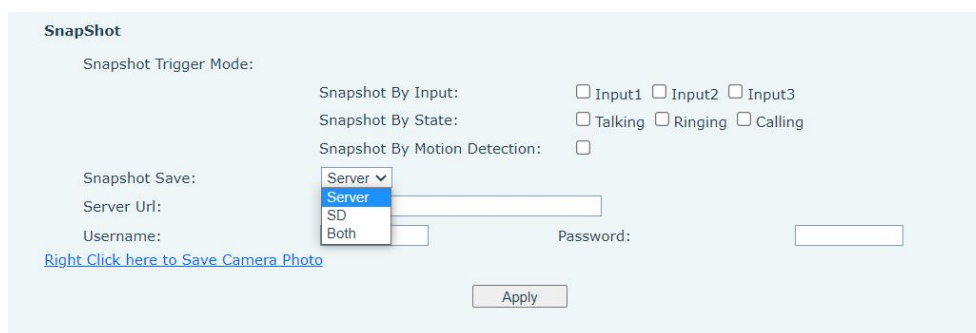


4. Local broadcast supports line out output (PA3)

Function description: The set broadcast can be output and played in the form of line out in all, caller / callee / intercom / multicast and Media states. Among them, **All** ----- all audio is output from Line out, **Media** ----- all local audio is output from line out, and **Call (calling/called/intercom/multicast)** ----- when only calling/called/intercom/multicast is established in a call, audio files are output from line out.

5. The web page supports exporting captured pictures (only for Door Phone products)

Function description: When the storage mode is SD or Both, you can export the saved pictures in the SD card to the local, and view the captured pictures.



6. The function key supports setting multiple numbers and supports the sequential call function

Function description: Each dsskey supports adding 5 numbers. When the first call

is blocked, rejected or unanswered, the next number will be called in sequence.

Function Key Settings >>

Key	Type	Name	Value	Subtype	Line	Media
DSS Key 1	Memory Key		312	Speed Dial	132@SIP1	DEFAULT
			123	+	-	
			456	+	-	
			789	+	-	
			321	+	-	

7. Add the function of custom uploading audio files and playing the specified audio files after the call and call play

Function description: Support user-defined uploading of audio files. When talking with a specified number, the user can play the customized audio files to the opposite end. After the set number of plays is completed, the call will be automatically hung up. Or play customized audio files locally after the call ends.

Action Plan Add

Action:

Number: Type:

Direction: Line:

Audio File: Play Times:

8. Add location speed dialing function (only for door phone products)

Function description: Set the location speed dial number. When calling the location speed dial (room number), you can call the corresponding host number to open the door remotely.

Add Password Rule

Type:

Relay: Relay1 Relay2

Mode:

Times:

Name:

Password:

Number:

Location:

Period:

All Schedules:

Enable Schedules:

8.5 Optimization Functions Description

1. Improve Multicast, Intercom and SIP calls, which can be inserted into each

other

Function description: Set Multicast, Intercom, and SIP priorities. The smaller the number, the higher the priority. 1 is the highest priority. When there is a multi-way call, there is a high-priority call currently, and a low-priority call is in a waiting state; there is a low-priority call currently, and a high-priority call can preempt the low-priority call.

Priority: SIP Priority

Enable Page Priority: Multicast Priority

MCAST Listening

Priority: Intercom Priority:

Enable Page Priority: Mcast Listening Renew Time:

Enable Prio Chan:

Enable Emer Chan:

Index/Priority	Name	Host:port	Channel
1	<input type="text"/>	<input type="text"/>	<input type="text" value="0"/>
2	<input type="text"/>	<input type="text"/>	<input type="text" value="0"/>

2. Turn off the startup prompt tone by default

Function description: If this option is checked, there will be no startup prompt sound when the equipment is powered on; Otherwise, if skip boot tone is unchecked, it is considered that there is a prompt tone when the device is powered on.**Only PA2S and PA3 are off by default.**

Tone Settings >>

Enable Holding Tone:

Play Dialing DTMF Tone:

Auto Answer Tone:

Ring Back Tone:

Open Success Prompting:

Close Door Prompting:

Issuing Failed Prompting:

Revoke Failed Prompting:

Enable Call Waiting Tone:

Play Talking DTMF Tone:

Skip Boot Tone:

Busy Tone:

Open Failed Prompting:

Issuing Success Prompting:

Revoke Prompting:

Door Sensor Prompting:

9 Release 2.4.8

Models	Software Version	Comment
i10S/ i10SD/i10SV/ i16S/i16SV/PA3	2.4.8	
PA2S	2.12.4	

9.1 Optimization

1. Improve RTSP video streaming to support TCP transmission
2. Pa2s turns off the startup prompt tone by default
3. Pa2s external LED supports custom settings
4. Add Russian
5. Webpage supports the function of setting alert tone and busy tone options

9.2 Bug Fix

1. Fix the problem that the speed dial key is sometimes pressed invalid (PA3).
2. Fix the problem that the device is connected to a third-party camera and the video screen is not displayed when making a video call with the mobile app.
3. Fix the problem that the device web page cannot switch back to the local camera after switching to the external camera (i16SV).
4. Repair the problem that the device establishes a call, and the auxiliary device holds and cancels the hold for many times; After hanging up and establishing the call again, the auxiliary device will directly display the problem of held.
5. Fix the problem that the device cancels automatic answering and there is no ringing tone when calling.

6. Fix the problem that the device is connected to 4G and Ethernet at the same time, and the account registration is not successful after disconnecting 4G (PA3).
7. Fix the problem that all selectable ringtones will be repeatedly displayed after the ringtone is upgraded on the web page.
8. Fix the problem that the call stream type does not take effect when it is a sub stream.

10 Release 2.4.4

Models	Software Version	Comment
PA3	2.4.4	
PA2S	2.8.11	

10.1 New Features

1. Add the function of converting incoming calls to multicast
2. Add custom LED function
3. Support IPC linkage function
4. Add the function of playing U disk/TF card music through the button
5. Support to turn off the prompt tone of automatic answer
6. Add the ringing timeout time setting to the web page
7. Key event adds volume up/down, loop volume and other types

10.2 Optimization

1. Improve the output trigger without limitation time
2. Improve IP scan support to modify network parameters
3. Improve time plan to play audio to support the number of settings
4. Improve camera settings to support restore to default
5. Improve the server settings under the security settings to add prompt information
6. Improved that after the music is interrupted by the call, the music can be restored after the call is ended
7. Improve Line-in related issues
8. Support closing AEC via HTTP API
9. Support triggering tamper and resetting tamper through active URI

10.3 Bug Fix

1. Fix the problem of poor voice quality when using opus voice codec
2. Fix the problem that the line-in is set to local playback+talking, and the device does not respond after a few minutes of talking
3. Fix the problem that the device is abnormal as the called party in some cases
4. Fix the call timeout time is greater than a certain value, the device does not send a CANCEL when it times out

10.4 New Functions Description

1. Add the function of converting incoming calls to multicast

Function description: Convert the caller's number to multicast and send

2. Add custom LED function

Function description: The web page adds LED settings in various states, and can control the LED

lights on, off, and blinking in various states

status light

<p>In Using(Priority goes from high to low)</p> <p>Ring: <input type="text" value="Slowblink"/></p> <p>In Using: <input type="text" value="Slowblink"/></p>	<p>Default Light(Priority goes from high to low)</p> <p>Network Abnormal: <input type="text" value="Fastblink"/></p> <p>SIP Register Fail: <input type="text" value="Fastblink"/></p> <p>SIP Register Success: <input type="text" value="ON"/></p>
---	--

3. Support IPC linkage function

Function description: Support binding third-party cameras

Change the camera mode to external, add the address, user name, password, etc. of the third-party camera. After the setting is successful, you can use the bound camera.

Connection Mode Setting

Native Camera: IP Camera Apply

IP Camera Add

Name:

Username:

Password:

Ip Camera Brand: TOPSEE

IP:

Port:

UserAgent:

URL1:

URL2:

Add

4. Add the function of playing U disk/TF card music through the button

Function description: Add the playback audio type under the DSSKEY setting key event. The setting value is the path of the audio file. Press the set button to play the audio file of the set path. Press again to end; the audio file format supports MP3 and WAV, and the audio file needs to be played. On U disk and TD card

Function Key Settings >>

Key	Type	Name	Value	Value2	Subtype	Line	Media
DSS Key 1	Key Event	<input type="text"/>	\\usb\music	<input type="text"/>	Audio Play	AUTO	DEFAULT
DSS Key 2	None	<input type="text"/>	<input type="text"/>	<input type="text"/>	None	AUTO	DEFAULT
DSS Key 3	None	<input type="text"/>	<input type="text"/>	<input type="text"/>	None	AUTO	DEFAULT

Apply

5. Support to turn off the prompt tone of automatic answer

Function description: Add configuration to enable or disable the prompt tone of automatic answer, the default is enabled

Basic Settings >>

Tone Settings >>

Enable Holding Tone:

Play Dialing DTMF Tone:

Auto Answer Tone:

Enable Call Waiting Tone:

Play Talking DTMF Tone:

Intercom Settings >>

Response Code Settings >>

Apply

6. Add the ringing timeout time setting to the web page

Function description: Incoming call automatically hangs up after ringing timeout

7. Key event adds volume up/down, loop volume and other types

Function description: Through the DSSKEY button, you can adjust the volume and other operations